

Speculated Mechanism of Gas Plasma Sterilization

Hideharu Shintani*

Chuo University, Department of Science and Engineering, 1-13-27, Kasuga Bunkyo, 112-0003, Tokyo, Japan

Editorial

As already published by Shintani et al, gas plasma sterilization is the alternative sterilization procedures to the existing sterilization procedures due to applicable to the several sensitive healthcare products and attainable both sterility assurance level (SAL) of 10⁻⁶ and material/functional compatibility, which authorities and GMP (good manufacturing practice) are required. In addition there was progress in the field of plasma-based sterilization, there are still some questions. The aim of this editorial is to mention briefly some of un-resolved sterilization mechanisms as well as to draw further perspectives of sterilization technique.

The atmospheric and low-pressure gas plasma can be used to sterilize bioburden in the surfaces. Several mechanisms have been clearly identified, namely reaction with reactive species as shown in Figures 1 and 2 were mostly the major contributors. The speculated major contributor was peroxyxynitrite anion. Nitric monooxide radical detected by us [1] combines with superoxide anion and produce peroxyxynitrite anion on the biological indicator spores or bioburden to sterilize them. Life period of the peroxyxynitrite anion, nitric monooxide radical and superoxide anion was a few s, 3-6 s and 5 s, respectively, which are relatively long period compared with most of radicals with μ s life period such as OH radical. As the outer layers of gram-negative and gram-positive bacteria have been charged (Figure 3), therefore charged contributors cannot penetrate into the interior of the bacteria to attack interior DNA or RNA. In that sense, nitric monooxide radical can be understood due to neutral, but superoxide anion has a problem to understand due to minus charge. As a whole speculation of peroxyxynitrite anion was problematic to define and required to consider another reasonable factor to consider without problems. As being indicated charged factors can be neglected as contributors. This indicates that metastables of N or O may be the major contributors due to a few s of life period, neutral and abundant energy produced from the excited state to the ground state emitted energy to destroy bacteria. Radicals may be candidate as they are not charged, but their life period is too short such as a few μ s, so radicals with long life period may be the candidates. In that means NO radical with 3-6 s of life period may also be candidate, but unfortunately NO radical has no sterilization or disinfection function.

UV leads to very effective sterilization when spores are not clumped on the materials. However, UV or VUV alone is not efficient for inactivating bacterial spores, endotoxin or prion proteins, indicating gas plasma produce UV or VUV (Figures 1 and 2), but they are not completely major contributors.

Apart from the problems related to the matrix effect, another practical difficulty in the use of plasma discharges is related to their directionality and their limited penetration at 10-20 nm in high aspect ratio holes and trenches (low-pressure plasma discharges [2,3]). The former requires special handling of the equipment during treatment, which complicates the operation. The latter requires the procedure to be carried out at intermediate pressures: this limits the efficiency of the chemical sputtering effect, which decreases the sterilization effects.

Finally, plasma treatments are not very compatible with pre-

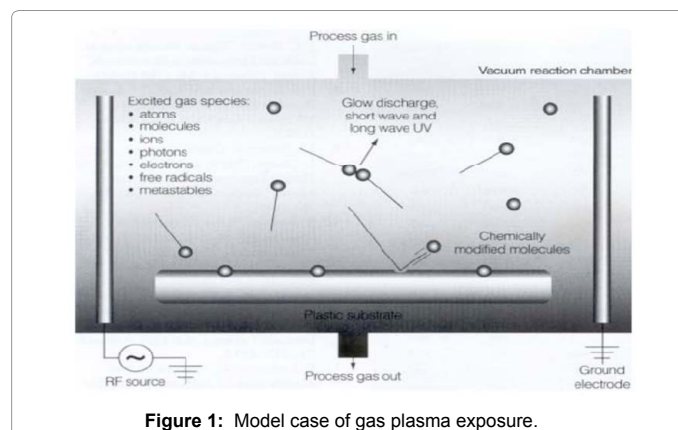


Figure 1: Model case of gas plasma exposure.

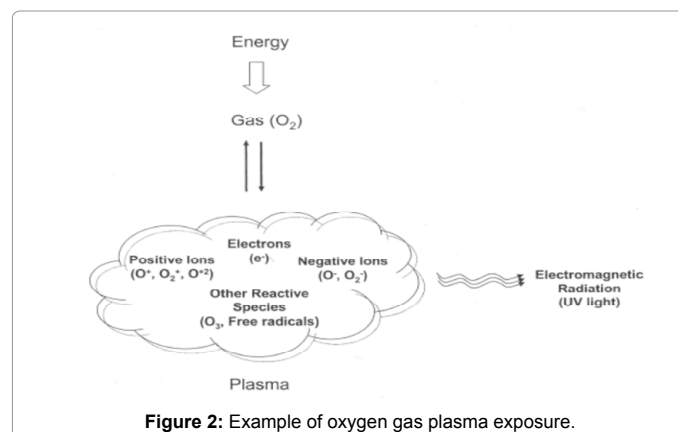


Figure 2: Example of oxygen gas plasma exposure.

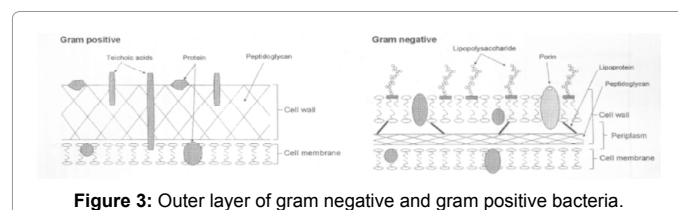


Figure 3: Outer layer of gram negative and gram positive bacteria.

*Corresponding author: Hideharu Shintani, Chuo University, Department of Science and Engineering, 1-13-27, Kasuga Bunkyo, 112-0003, Tokyo, Japan, Tel: +81425922336; E-mail: shintani@mail.hinocatu.ne.jp

Received March 07, 2015; Accepted March 10, 2015; Published March 13, 2015

Citation: Shintani H (2015) Speculated Mechanism of Gas Plasma Sterilization. Chem Sci J 6: e109. doi: [10.4172/2150-3494.1000e109](https://doi.org/10.4172/2150-3494.1000e109)

Copyright: © 2015 Shintani H. This is an open-access article distributed under the terms of the Creative Commons Attribution License, which permits unrestricted use, distribution, and reproduction in any medium, provided the original author and source are credited.

packaged instruments, as the packaging may block the reactive species created by the plasma discharge. This is particularly crucial for atmospheric plasma treatment, since at low pressure, the plasma discharge could in principle be created inside the package, which means gas plasma sterilization is not carried out like γ -ray or e-beam irradiation sterilization. This is seriously obstacle to apply the gas plasma sterilization for the practical use in future.

References

1. Shintani H, Saito T, Nakamura K (2014) Chemical indicator and ink constitute to detect several radicals, metastables and ions produced by gas plasma sterilization. Japan Patent 233387.
2. Shintani H, Shimizu N, Imanishi Y, Sekiya T, Tamazawa K, et al. (2007) Inactivation of microorganisms and endotoxins by low temperature nitrogen gas plasma exposure. *Biocontrol Sci* 12: 131-143.
3. Shintani H (2012) Inactivation of prion and endotoxins by nitrogen gas plasma exposure. *Pharmaceut Anal Acta* 3: 177.

Citation: Shintani H (2015) Speculated Mechanism of Gas Plasma Sterilization. Chem Sci J 6: e109. doi: [10.4172/2150-3494.1000e109](https://doi.org/10.4172/2150-3494.1000e109)

Submit your next manuscript and get advantages of OMICS Group submissions

Unique features:

- User friendly/feasible website-translation of your paper to 50 world's leading languages
- Audio Version of published paper
- Digital articles to share and explore

Special features:

- 350 Open Access Journals
- 30,000 editorial team
- 21 days rapid review process
- Quality and quick editorial, review and publication processing
- Indexing at PubMed (partial), Scopus, EBSCO, Index Copernicus and Google Scholar etc
- Sharing Option: Social Networking Enabled
- Authors, Reviewers and Editors rewarded with online Scientific Credits
- Better discount for your subsequent articles

Submit your manuscript at: <http://www.editorialmanager.com/biochem>