

Longitudinal Exploitation of the Transversal Gradient of *Oreochromis niloticus* (Linné, 1758) Gill System by Four Monogenean Species at Melen Fish Station (Yaounde, Cameroon)

Tombi Jeannette*, Akoumba John Francis, Miegum Ngninpogni Dominique and Bilong Bilong Charles Felix

Department of Animal Biology and Physiology, University of Yaounde I, Yaounde, Cameroon

Abstract

From February 2012 to February 2013, 406 fish were caught in the Melen fish station, then fixed in 10% formalin solution and taken to the laboratory to be examined. Mounting of monogeneans carried out under binocular magnifying glass; the determination of the various species was further done using the optical microscope. The colonization of the four pairs of gill arches by *C. thurstonae* occurred in the antero-posterior direction. The other three species showed non-specific model of occupation of the transversal gradient. These different patterns have undergone permanent modifications. The results obtained in this study could be explained based on the heterogeneity of the gill system, the ventilation of current flow, the model of gills colonization by the oncomiracidiums of the Monopisthocotylea. The low diversity values obtained within seasons indicate that this period is harmful for the parasites studied. The species *C. halli* has exploited the resource space better in all. The populating of arches II and III were the best organized.

Keywords: Distribution; Monopisthocotylea; Fish; Arches; Months

Introduction

Modern ecology has highly emphasized on the importance of parasites as study models of structure and organization of communities [1]. In most of these works, species diversity was often used to measure the composition of species in a well defined ecosystem or in one of its components. However, the study of diversity could be more revealing if carried out in a spatio-temporal context as the relative abundance of species changes within the same community [2-4]. Moreover, some research works showed not only the heterogeneity of fish gill biotope but also its high complexity with time [5-7]. These authors suggested that, spatio-temporal variability should be taken into consideration for a better understanding of population dynamics and the structure of fish parasites communities. For Hawkins, understanding the determinants of spatial variation in species diversity remains a fundamental problem in modern ecology [8].

The study of niche amplitude and overlap permit not only to know the modalities of community organization, but to also understand the extent of exploitation of the same resource [9]. Such works were carried out in Finland, Japan and Cameroon on monogeneans gill parasites of different fish species [6,10,11]. It appears therefore that, the consideration of the diversity indexes, the amplitude and the niche overlap might be more promising and complementary for the analysis of population dynamics, enhancing knowledge of the biology of fish gill monogenean parasites guild. The present investigation carried out basically with ecological indexes was aimed to study the monthly colonization of the various gill arches of *Oreochromis niloticus* (Linné, 1758) by four monopisthocotylea monogenean species.

Materials and Methods

The host fish were caught from the Melen fish station located at 3°52'N and 11°31' E. This station consists of 17 interconnected ponds. It is found in the valley which is limited in the North by the campus of University of Yaounde I, in the East by Obili quarter, in the West by the University Hospital Center of Yaounde and in the South by the Cameroon National Herbarium. Samples were collected in the largest pond in which the density of fish was highest. *Oreochromis niloticus*

is the predominant activity in this fish station. The vegetation is less diversified. The subequatorial climate in this area is characterized by four well known seasons the: short dry season (from July to August); the long rainy season (from September to mid-November); the long dry season (from mid-November to mid-March) and then a short rainy season (from mid-March to June) [12].

A total of 406 fish were examined with total body length from 25 to 162 mm and weight from 0.3 to 79.6 g. Each month, 30 to 33 fish were caught using gill-nets from February 2012 to February 2013. Once the fish were caught after draining the pond, they were immediately fixed in 10% formalin solution. In the laboratory, the gill arches of each fish side numbered from 1 to 4 in the antero-posterior direction were removed and each placed in a Petri dish containing tap water for subsequent examination using a stereomicroscope, Wild Heebrugg M50. Parasites observed on gill filaments were colored with eosin and examined under the optical microscope, Olympus CH2, in order to determine the parasite species based on the sclerified parts of the parasites.

Shannon-Weaver (H') index and Pielou equitability (E) index were used to study the monthly variation of parasite diversity of monogeneans collected. These indexes are calculated as follows: $H' = -\sum_{i=1}^s \text{Pi} \log_2 \text{Pi}$ and $E = \frac{H'}{\log_2 S}$ where for a given gill arch, Pi represents the relative abundance of parasite species i and S corresponds to the specific richness. The monthly evolution of niche amplitude of each parasite species was calculated using the standardized index of Levins

*Corresponding author: Tombi Jeannette, Faculty of Science, Department of Animal Biology and Physiology, University of Yaoundé I, PO-Box: 812, Yaoundé, Cameroon, E-mail: tombijeannette2007@yahoo.fr

Received January 20, 2016; Accepted May 23, 2016; Published May 30, 2016

Citation: Jeannette T, Francis AJ, Dominique MN, Felix BBC (2016) Longitudinal Exploitation of the Transversal Gradient of *Oreochromis niloticus* (Linné, 1758) Gill System by Four Monogenean Species at Melen Fish Station (Yaounde, Cameroon). Fish Aquac J 7: 172. doi:10.4172/2150-3508.1000172

Copyright: © 2016 Jeannette T, et al. This is an open-access article distributed under the terms of the Creative Commons Attribution License, which permits unrestricted use, distribution, and reproduction in any medium, provided the original author and source are credited.

as follows $B = \frac{1}{\sum_{j=1}^s P_j^2}$ where P_j is the relative abundance of a given parasite species on the gill arch j . The mean monthly abundances of various arches were compared using Kruskal-Wallis test followed by Student t test when necessary. Data analysis was done using excel software and statistix version 2.0.

Results

Colonization of the four gills arches by *Cichlidogyrus thurstonae* was mostly done in an antero-posterior direction without equipartition (Figure 1). This pattern was perturbed in the months of May 2012, when the median arches II and III were more colonized than arch I; July 2012 during which equipartition was observed and August 2012 when arch I was statistically less parasitized. Gill exploitation by *C. halli* was very unstable and varied from one month to another. Generally, the parasite load of this helminth on arch IV was lower (Figure 2) with no significant difference. During the months of March, June and September, the colonization gradient occurred in an antero-posterior direction. This pattern was slightly modified in April, October 2012 and February 2013. Thereafter, the colonization showed no fixe pattern except in July 2012 where equipartition was observed. Similarly, the occupation models of gills by *C. tilapiae* varied from one month to another and latter stabilized in December 2012 and January 2013. In most cases, the parasite load of this species was more important on one

of the median gills. This parasite species disappeared from arch II in August and from arch IV in March 2012 (Figure 3). No equipartition was observed during the study period. The colonization of transversal gradient by *Scutogyrus longicornis* was equally very perturbed and an equipartition was observed in February and November 2012. *S. longicornis* was not observed in the four pairs of gill arches in March 2012 and on the last three pairs in February 2013 (Figure 4). In June, colonization occurred in an antero-posterior direction and then was unfixe.

The specific diversity of each gill arch varied from one month to another. The monthly values of Shannon-Weaver were found between 0.76 and 1.53; 1.1 and 1.78; 1.21 and 1.79; 0.44 and 1.78 respectively for arches I, II, III and IV. Thus, this diversity varied in this way: AIV>AIII>AII>AI. The most posterior arch indicated the highest monthly diversity in most cases. The smallest values were observed in September (arch I), June (arches II and IV) and March (arch IV) of 2012.

The equitability profile of each gill arch was similar to that of Shannon-Weaver index. The values of this parameter varied between 0.38 and 0.86 (arch I); 0.54 and 0.90 (arch II); 0.50 and 0.85 (arch III) and 0.44 and 0.89 (arch IV) and the monthly equitability values of the various gill arches were less than 0.80 in 21.15% of cases.

The variation in niche amplitude revealed that, *C. halli* is the monogenean that used the spatial resource better. This parasite

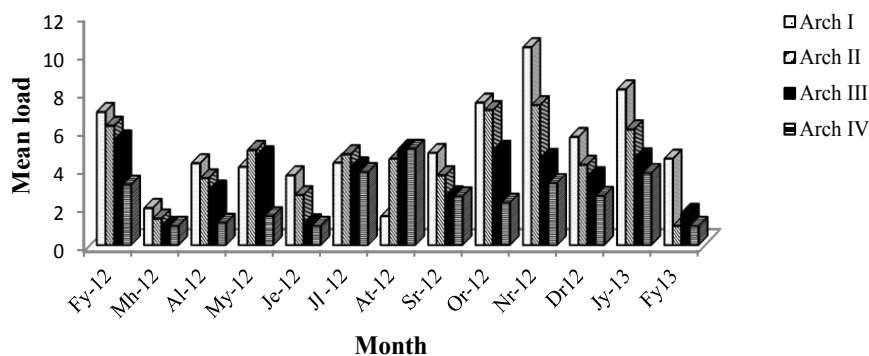


Figure 1: Longitudinal exploitation of the transversal gradient by *Cichlidogyrus thurstonae*. January: Jy; February: Fy; March: Mh; April: Al; May: My; June: Je; July: Jl; August: At; September: Sr; October: Or; November: Nr; December: Dr.

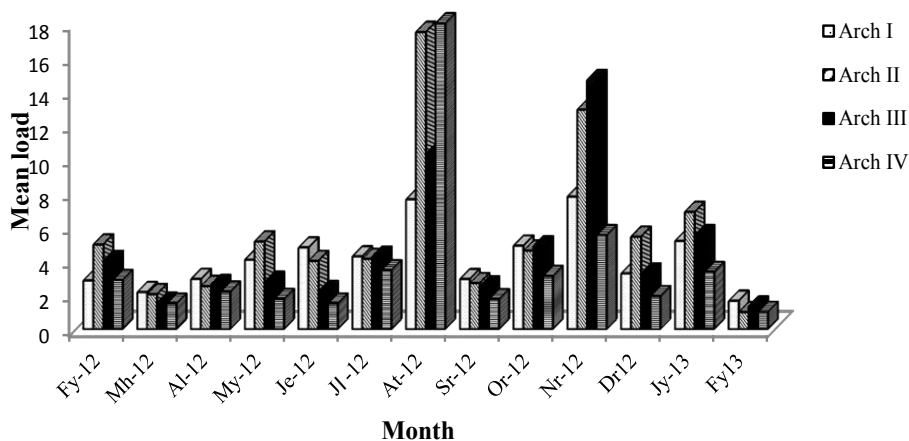


Figure 2: Longitudinal exploitation of the transversal gradient by *Cichlidogyrus halli*. January: Jy; February: Fy; March: Mh; April: Al; May: My; June: Je; July: Jl; August: At; September: Sr; October: Or; November: Nr; December: Dr.

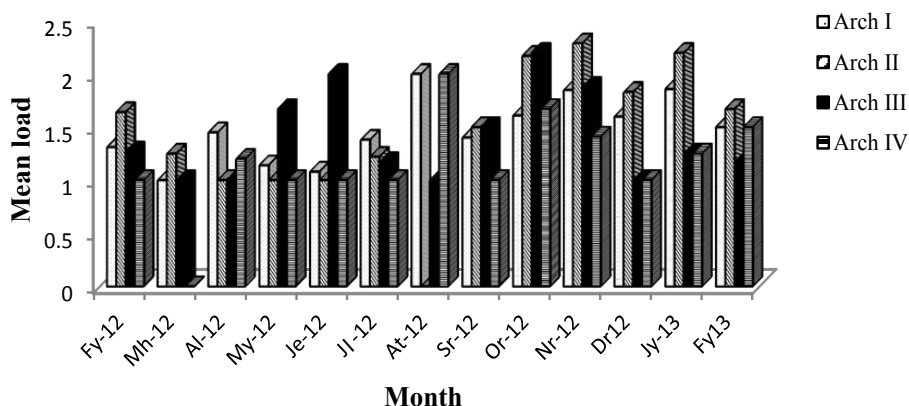


Figure 3: Longitudinal exploitation of the transversal gradient by *Cichlidogyrus tilapiae*. January: Jy; February: Fy; March: Mh; April: Al; May: My; June: Je; July: Jl; August: At; September: Sr; October: Or; November: Nr; December: Dr.

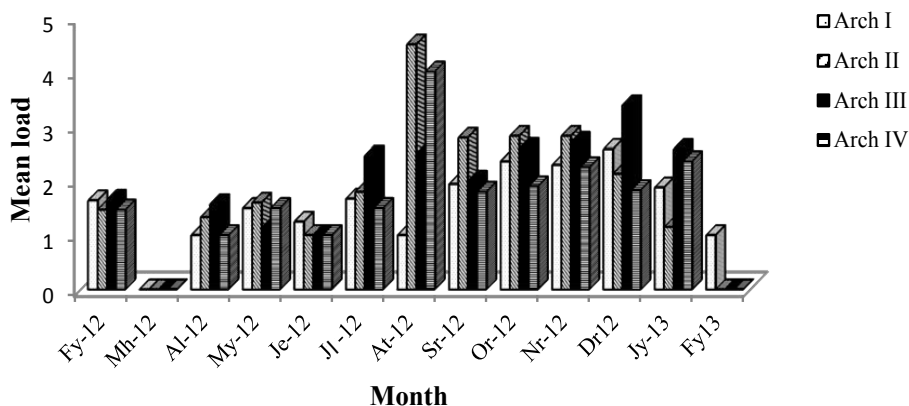


Figure 4: Longitudinal exploitation of the transversal gradient by *Scutogyrus longicornis*. January: Jy; February: Fy; March: Mh; April: Al; May: My; June: Je; July: Jl; August: At; September: Sr; October: Or; November: Nr; December: Dr.

exploited simultaneously the four gill arches of *O. niloticus* during the months of February-May, July-August 2012 and January 2013. While the species, *C. tilapiae*, occupied most of the space in June, October and November 2012. The best niche overlap of *S. longicornis* was observed in February, September and October 2012 while that of *C. thurstonae* was the most restricted.

Discussion

During the study period, *C. thurstonae* showed a precise model of gill occupation. Overall, the colonization of gills by this helminth occurred in the antero-posterior direction with some perturbations. Various specific models of transversal gradient exploitation by some monogeneans species have previously been mentioned. The gill arches colonization of *Hemichromis fasciatus* by *Onchobdella voltensis* and *C. longicornis* was done in the antero-posterior direction and by equipartition respectively [13]. Also, the gill occupation model of *Barbus martorelli* by *Dactylogyrus bopeleti* and *D. insolitus* was an equipartition [14]. In this study, the observation of a precise model of gill occupation by *C. thurstonae* might indicate a low impact of environmental conditions on this species.

Although gill arches colonization by *C. tilapiae* was perturbed, its monthly number in most cases was higher in one of the median arches and lower on gill IV. The works of Paling, considered as a reference for

Teleosteans has shown that the water flux through the gills presents the following gradient: II>III>I>IV [15]. These works allow us to understand firstly that arches II and III which are larger and more ventilated harbor more specimens of *C. tilapiae*, and secondly that, arch IV which is the smallest and less ventilated harbor less specimens of this species.

Cichlidogyrus halli and *S. longicornis* showed no precise colonization model of transversal gradient. In fact, the spatial structure of each of these species was perpetually modified. These two species could be more sensible to variations in environmental conditions. However, *S. longicornis* which disappeared completely from its host in March 2012 and from arches II, III, IV in February 2013 could be more sensitive to perturbations. This observation falls in line with the conclusion made by Dogiel which show that, some fish parasites react highly even to the least physico-chemical modifications of the environment which is considered less perturbed [16]. In August 2012, *C. halli* was more abundant on arch IV which is the most posterior, the smallest and the less ventilated. This observation was also made with *Birgiellus kellensis* and *Quadriacanthus* sp, gill parasites of *Clarias camerounensis* [17]. According to these authors, the present model can be explained based on the way in which oncomiracidium of monopisthocotylea colonize fish gills. They first fix on the body of the host and latter migrate towards the gill in an antero-posterior direction.

Whatever the gill arch, lower diversity values were observed between close seasons. Therefore, seasonal fluctuations have an impact on the colonization of the various gill arches of *O. niloticus* of Melen fish station. A seasonal variation of the specific diversity in the community of monogeneans gill parasites of *Rutilus rutilus* was equally observed in Finland [10]. The same phenomenon was noted in monogenean gill parasites of *H. fasciatus* in Cameroon [13]. Diversity variation is often explained by the reduction of specific richness during some periods of the year, by pollution or by eutrophication [10,13,18].

Specific diversity calculated by Shannon-Weaver index is a measure of the degree of the community organization; low diversity is synonymous to good organization while high diversity reveals poor organization [7]. It appears therefore that, the communities of the two anterior arches were more organized with time compared to those of the two posterior ones. Monthly equitability of each arch was less than 1 in most cases, implying that monthly arch diversity did not reach the maximal value. Niche amplitude of *C. halli* appeared to be higher of that of the three other species. Thus, the sensitivity of monogeneans to environmental modifications varies with each species. For Rohde these variations could be more or less perceived according to the selected spatial dimension [19]. This author adds that, it is possible to observe unlike infracommunities between individuals of a same host belonging to two closer localities.

References

1. Mackenzie K, Abaunza P (2005) Parasites as biological tags. In: Cadrin SX, Friedland KD, Waldman JR, Stock identification methods: Applications in fishery sciences. Elsevier Academic press, London pp: 221-225.
2. Begon M, Harper JL, Townsend CR (1996) Ecology: Individuals, population and communities. Oxford: Blackwell Science.
3. Sasal P, Morand S, Guégan JF (1997) Determinants of parasite species richness in Mediterranean marine fishes. Marine Ecology Progress Series 149: 61-71.
4. Ternengo S, Levron C, Mouillot D, Marchand B (2009) Site influence in parasite distribution from fishes of the Bonifacio Strait Marine Reserve (Corsica Island, Mediterranean Sea). Parasitology Research 104: 1279-1287.
5. Bilong Bilong CF, Le Pommelet E, Silan P (1999) The gills of *Hemichromis fasciatus* Peters, 1858 (Teleostei, Cichlidae), a biotope for ectoparasites: structure, heterogeneity and growth model. Ecologie 30: 125-130.
6. Bilong Bilong CF, Tombi J (2004) Heterogeneity of *Barbus martorelli* (Pisces Cyprinidae) gill system and growth model. Journal of Cameroon Academy of Sciences 4: 211-218.
7. Caltran H, Silan P (1996) Gill filaments of *Liza ramada*, a biotope for ectoparasites: Surface area acquisition using image analysis and growth models. Journal of Fish Biology 49: 1267-1279.
8. Hawkins BA (2004) Are we making progress toward understanding the global diversity gradient? Basic and Applied Ecology 5: 1-3.
9. Barbault R (1992) Ecology of population. Structure, dynamics and evolution. Masson, Paris.
10. Koskivaara M, Valtonen ET (1992) *Dactylogyrus* (Monogenea) communities on the gills of roach in three lakes in central Finland. Parasitology 104: 263-272.
11. Simkova A, Gelnar M, Morand S (2001) Order and disorder in ectoparasite communities: The case of congeneric gill monogeneans (*Dactylogyrus* spp). International Journal for Parasitology 31: 1205-1210.
12. Moby Etia P (1979) Climate In: Atlas of the United Republic of Cameroon. Laclavere, G. Paris pp: 16-19.
13. Bilong Bilong CF, Atyame Ntem CM, Njine T (2004) Structure of the guild of monogenean gill parasites of fish *Hemichromis fasciatus* in Yaounde municipal lake. Journal of Cameroon Academy of Sciences 4: 33-40.
14. Tombi J, Bilong Bilong CF (2013) Gill arch occupation models of parasite communities of *Barbus martorelli* (Teleostean: Cyprinidae). International Journal of Fisheries and Aquaculture 5: 215-220.
15. Paling E (1968) A method of estimating the relative volumes of water flowing over the different gills of a freshwater fish. Journal of Experimental Biology 48: 533-544.
16. Dogiel VA (1961) Ecology of the parasites of freshwater fishes. In: Dogiel VA, Petrushevski GK and Polyanski Yu I, Parasitology of fishes, Edinburg.
17. Nack J, Tombi J, Bitja Nyom A, Bilong Bilong CF (2010) Site selection of two *Dactylogyridae* monogenean gill parasites of *Clarias camerunensis*: evidence on the Monopisthocotylea mode of infestation. Journal of Applied Biosciences 33: 2076-2083.
18. Bilong CFB, Ntem CMA, Njine T (2004) Structure of the guild of monogenic gill parasites of fish *Hemichromis fasciatus* Yaounde municipal lake. Journal of Cameroon Academy of Sciences 4: 33-40.
19. Bagge AM, Valtonen ET (1996) Experimental study on the influence of paper and pulp mill effluent on the gill parasite communities of roach (*Rutilus rutilus*). Parasitology 112: 499-508.
20. Rohde K (1993) Ecology of marine parasites. An introduction to marine parasitology. Cab international Wallingford. Oxon.

Citation: Jeannette T, Francis AJ, Dominique MN, Felix BBC (2016) Longitudinal Exploitation of the Transversal Gradient of *Oreochromis niloticus* (Linné, 1758) Gill System by Four Monogenean Species at Melen Fish Station (Yaounde, Cameroon). Fish Aquac J 7: 172. doi:10.4172/2150-3508.1000172

OMICS International: Publication Benefits & Features

Unique features:

- Increased global visibility of articles through worldwide distribution and indexing
- Showcasing recent research output in a timely and updated manner
- Special issues on the current trends of scientific research

Special features:

- 700+ Open Access Journals
- 50,000+ Editorial team
- Rapid review process
- Quality and quick editorial, review and publication processing
- Indexing at major indexing services
- Sharing Option: Social Networking Enabled
- Authors, Reviewers and Editors rewarded with online Scientific Credits
- Better discount for your subsequent articles

Submit your manuscript at: <http://www.omicsonline.org/submit>